

**MAHARISHI MARKANDESHWAR INSTITUTE OF PHARMCY**  
**MANAGED BY:- MAHARISHI MARKANDESHWAR (DEEMED TO BE UNIVERSITY) ; MULLANA**  
**BALANCE SHEET AS ON 31-3-2019**

<u>LIABILITIES</u>	<u>SCH_NO</u>	<u>AMOUNT</u>	<u>ASSETS</u>	<u>SCH_NO</u>	<u>AMOUNT</u>
CAPITAL FUND	1	23,158,000.00	FIXED ASSETS	5	49,164,317.22
<u>NON-CURRENT LIABILITIES</u>			OTHER CURRENT ASSETS	6	3,735,241.62
LONG TERM FUNDS	2	18,617,129.00	CASH & BANK	7	327,053.06
LONG-TERM PROVISIONS	3	4,593,109.00	M.M.UNIVERSITY		25,015,084.15
<u>CURRENT LIABILITIES</u>	4	2,571,301.93			
DEPRECIATION FUND		29,302,156.12			
<b>TOTAL</b>		<b>78,241,696.05</b>	<b>TOTAL</b>		<b>78,241,696.05</b>

FOR MAHARISHI MARKANDESHWAR (DEEMED TO BE UNIVERSITY)

*[Signature]*  
 REGISTRAR

DATE: 28-09-2019  
 PLACE:AMBALA CANTT

AUDITORS REPORT :-  
 AS PER OUR SEPARATE REPORT OF EVEN DATE ATTACHED.  
 FOR RAJIV GOEL & ASSOCIATES  
 CHARTERED ACCOUNTANTS




*[Signature]*

(CA. ROHIT GOEL)  
 PARTNER  
 M.NO. 91756  
 FRN 011106N  
 UDIN: 19091756AAAAAAB3457


**MAHARISHI MARKANDESHWAR INSTITUTE OF PHARMACY**  
**MANAGED BY:- MAHARISHI MARKANDESHWAR (DEEMED TO BE UNIVERSITY) ; MULLANA**  
**INCOME & EXPENDITURE ACCOUNT FOR THE YEAR ENDING 31-3-2019**


PARTICULARS	AMOUNT	AMOUNT	AMOUNT
<b>ESTABLISHMENT EXP</b>			
TO SALARY		35,189,790.00	44,879,565.00
<b>FINANCIAL EXP</b>			2,060,908.38
TO BANK CHARGES		4,327.23	5,654,260.82
<b>OPERATION &amp; MAINTENANCE EXP</b>			
TO ADVERTISEMENT	2,201,437.00		
TO AFFILIATION FEE/INSPECTION	373,570.00		
TO CONSUMABLE/LAB	1,103,287.00		
TO ELECTRICITY EXP	1,240,890.00		
TO INSURANCE	24,869.00		
TO INTERNET/WEBSITE EXP	35,178.00		
TO MISC EXP	40,739.00		
TO PRINTING & STATIONERY	40,577.00		
TO PROFESSIONAL CHARGES	23,600.00		
TO SCHOLARSHIP EXP	651,853.00		
TO TELEPHONE EXP	3,052.00		
TO TRAVELLING EXP	<u>1,526,372.00</u>	7,265,424.00	
TO REPAIR & MAINTENANCE EXP		1,732,173.00	
TO RESEARCH & DEVELOPMENT EXP		1,045,264.00	
TO DEPRECIATION		3,611,098.00	
TO EXCESS OF INCOME OVER EXPENDITURE		3,746,657.97	
<b>TOTAL</b>		<u>52,594,734.20</u>	<u>52,594,734.20</u>

**FOR MAHARISHI MARKANDESHWAR (DEEMED TO BE UNIVERSITY)**

  
 REGISTRAR

DATE: 28-09-2019  
PLACE: AMBALA CANTT

**AUDITORS REPORT :-**  
 AS PER OUR SEPARATE REPORT OF EVEN DATE IS ATTACHED.  
 FOR RAJIV GOEL & ASSOCIATES  
 CHARTERED ACCOUNTANTS  
  
 (CA. ROHIT GOEL)  
 PARTNER  
 M.NO. 91756  
 FRN 011106N  
 UDIN: 19091756AAAAAAB3457



**SCHEDULE 1 OF CAPITAL FUND**  
DEVELOPMENT FUND

23,158,000.00  
23,158,000.00

**SCHEDULE 2 OF LONG TERMS FUNDS**

ADVANCE TUITION FEE  
CAUTION MONEY  
FEE RECEIVED IN ADVANCE

16,507,155.00  
1,254,300.00  
855,674.00  
18,617,129.00

**SCHEDULE 3 OF LONG TERM PROVISIONS**

PROVISION FOR GRATUITY

4,593,109.00  
4,593,109.00

**SCHEDULE 4 OF CURRENT LIABILITIES**

SALARY PAYABLE  
DUTIES & TAXES  
GRANT AYUSH(DR.RANDHIR)

1,821,970.00  
553,711.93  
195,620.00  
2,571,301.93

**SCHEDULE 6 OF OTHER CURRENT ASSETS**

FEE RECOVERABLE  
CONSERN PHARMA LIMITED

3,645,241.62  
90,000.00  
3,735,241.62

**SCHEDULE 7 OF CASH & BANK**

CASH BALANCE  
OBC 51821131000776  
OBC 51822131000929  
SBI 30757467186

5,081.00  
91,442.00  
179,787.82  
50,742.24  
327,053.06

**SCHEDULE OF REPAIR & MAINTENANCE**

REPAIR LAND& BUILDING  
REPAIR LAB EQUIPMENT  
REPAIR MISCELLANEOUS

1,283,792.00  
432,342.00  
16,039.00  
1,732,173.00

**SCHEDULE OF REARCH & DEVELOPMENT EXPENSES**

TO SEED MONEY TO FACULTY  
TO RESEARCH /FELLOWSHIP  
TO FACULTY AWARD EXP  
TO NEWS PAPER/JOURNAL MAGIZNE  
TO CONFERENCE /SEMINAR  
TO STAFE INCENTIVE FOR AWARD

290,010.00  
  
286,594.00  
468,660.00  
1,045,264.00




SCHEDULE 5 OF FIXED ASSETS

PARTICULARS	OP BALANCE	ADDITION		TRANSFER	TOTAL	RATE	DEPT	BALANCE
		BEF. 30/9	AFT. 30/9					
BOOKS	155,887.00	56,620.00	248,053.00		460,560.00	0.40	134,613.00	325,947.00
BUILDING	10,733,512.78	-	-		10,733,512.78	0.10	1,073,351.00	9,660,161.78
DEPARTMENT EQUIPMENT	2,735,559.74	4,250,173.00	1,121,477.00		8,107,209.74	0.15	1,131,971.00	6,975,238.74
FURNITURE & FIXTURE	1,104,476.84	-	-		1,104,476.84	0.10	110,448.00	994,028.84
OFFICE EQUIPMENT	175,975.09	-	10,386.00		186,361.09	0.15	27,175.00	159,186.09
COMPUTER SYSTEM & SOFTWARE	50,274.00	-	-		50,274.00	0.40	20,110.00	30,164.00
VEHICLES	75,664.65	-	-		75,664.65	0.15	11,350.00	64,314.65
SOLAR PROJECT	2,755,200.00	-	-		2,755,200.00	0.40	1,102,080.00	1,653,120.00
TOTAL	17,786,550.10	4,306,793.00	1,379,916.00		23,473,259.10		3,611,098.00	19,862,161.10

GROSS BLOCK OF FIXED ASSETS (INCLUDING DEPRECIATION)

W D V OF FIXED ASSETS AS ON 31-03-2019	19,862,161.10
DEPRECIATION DURING THE YEAR 31-3-2019	3,611,098.00
OPENING BALANCE OF DEPRECIATION FUND AS ON 1-4-2018	25,691,058.12
TRANSFER TO BALANCE SHEET	49,164,317.22
BALANCE OF DEPRECIATION FUND	
OPENING BALANCE OF DEPRECIATION FUND AS ON 1-4-2018	25,691,058.12
DEPRECIATION DURING THE YEAR 31-3-2019	3,611,098.00
GROSS DEPRECIATION FUND TRF. TO BALANCE SHEET	29,302,156.12

NOTE: In line with the amended provisions of sec 11(6) effective from AY 2015-16, the assessee has reworked the depreciation working since the inception of the trust and no depreciation has been claimed w.r.t assets which had been treated as application of income in the past or Current AY's on the basis of return of Income filed. Any asset which was treated as application of income in the past has been excluded from the main block and shown separately.



*Handwritten signature*

*Handwritten signature*  
PHARMACY 2018-2019